



Register today. It's easy and free.

Register through your EHR:

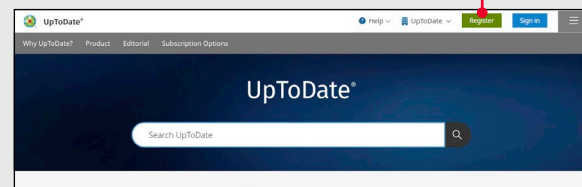
Click on the UpToDate link within your EHR and complete the registration process (outlined below). Enjoy single sign on from your EHR.

– OR –

Visit uptodate.com/online when you are on site and connected to your organization's network.

1. Click Register.

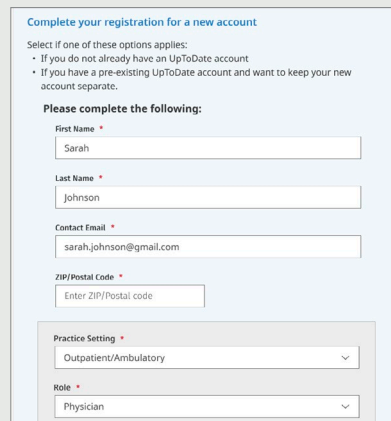
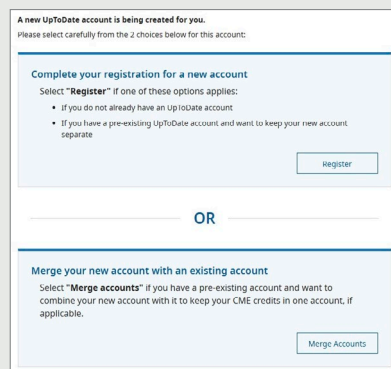
Register



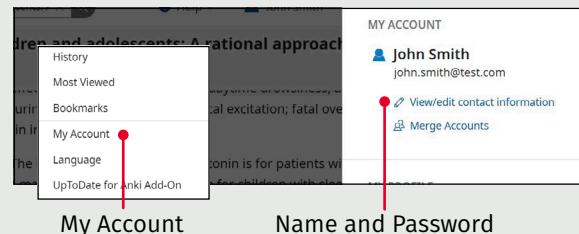
2. The registration page will allow you to register for a new account or merge your new account with an existing UpToDate account.

• If you do not already have an UpToDate account, click "Register" and complete the Registration form.

• If you have an existing account and want to merge with your new account, please select "Merge Accounts" to complete the process.



- Make note of your user name and password.
- Upon completion of the registration process, you will receive a confirmation email from UpToDate with instructions on downloading the Mobile App.

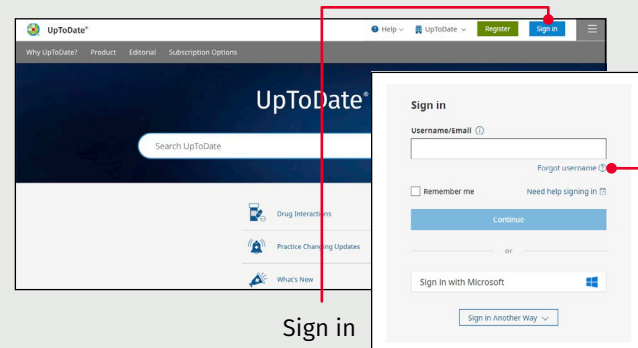


To change your user name or password:

- Click on your name to access your account information.
- Click My Account.
- Click View/edit contact information.

Already have an UpToDate User Name and Password?

If you already have an UpToDate user name and password through another organization or individual subscription, simply sign in with your existing credentials.



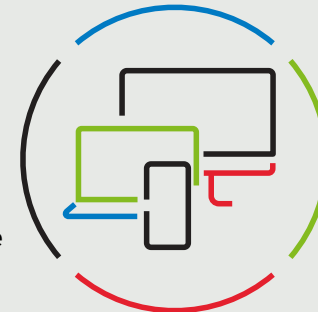
1. Visit uptodate.com/login from any computer within your organization's network.
2. Enter your existing UpToDate username. Click Continue and enter your password. If you are accessing via an organization utilizing Single Sign-On (SSO), use your email address associated with your organization.
3. Sign in to UpToDate every time you use it to maintain CME tracking and account settings.

UpToDate Mobile App

Once registered, you can install the UpToDate Mobile App on up to two devices.

Download and install

1. Search for "UpToDate" in your app store.
2. Open the UpToDate Mobile App and sign in with your UpToDate user name and password. You only need to do this once — the app remembers your user name and password.



Mobile web — nothing to install

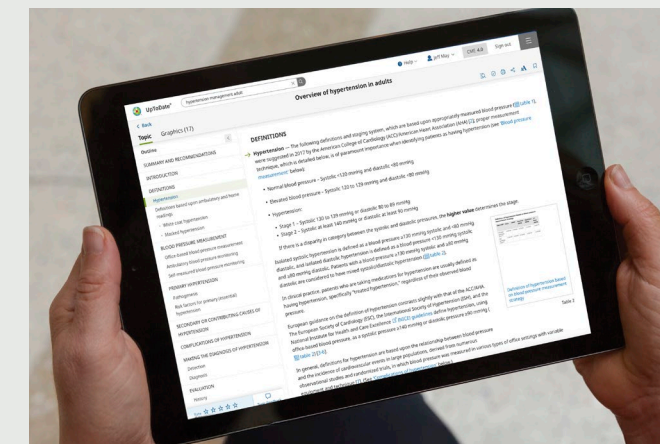
Simply open the browser on your mobile device, go to www.uptodate.com and click **Sign in** from the upper right corner. You will find a consistent experience across all mobile platforms that is:

- Optimized for smaller screens and tablets
- User-friendly and easy to navigate

Forgot your user name or password?

- In the Sign in box, click the 'Forgot Username or Password'
- You'll receive an email that contains your user name and a link to reset your password

UpToDate MobileComplete™



Please check with your organization to see if MobileComplete is part of your subscription.

UpToDate MobileComplete enables UpToDate registered users to download the full content of UpToDate to their iOS® or Android™ device.

This allows access to UpToDate content in situations where there is limited or no Internet connection.

- Search the complete UpToDate database of evidence-based recommendations from anywhere, even offline.
- Content updates can be downloaded and applied in the background when the device is connected to Wi-Fi.